

*Important Concepts . . .*

# Preview Review



*Language Arts*

*Grade 6*

*W3 - Lesson 1: Figurative Language 1*

## Important Concepts of Grade 6 Language Arts

W1 - Lesson 1 ..... Sentence Structure 1  
W1 - Lesson 2 ..... Sentence Structure 2  
W1 - Lesson 3 ..... Parts of Speech  
W1 - Lesson 4 ..... Sentence Agreements  
W1 - Lesson 5 ..... Review

### W1 - Quiz

W2 - Lesson 1 ..... Prewriting 1  
W2 - Lesson 2 ..... Prewriting 2  
W2 - Lesson 3 ..... Literary Genres 1  
W2 - Lesson 4 ..... Literary Genres 2  
W2 - Lesson 5 ..... Review

### W2 - Quiz

W3 - Lesson 1 ..... Figurative Language 1  
W3 - Lesson 2 ..... Figurative Language 2  
W3 - Lesson 3 ..... Writing Dialogue  
W3 - Lesson 4 ..... Enhancing Content and Presentation  
W3 - Lesson 5 ..... Review

### W3 - Quiz

## Materials Required

### Textbooks

*Cornerstones Anthologies  
6A and 6B*

Language Arts Grade 6

Version 5

Preview/Review W3 - Lesson 1

Publisher: Alberta Distance Learning Centre

Author: Gary Miller

In-House Teacher: Bill Peterson

Project Coordinator: Dennis McCarthy

Preview/Review Publishing Coordinating Team: Nina

Johnson, Laura Renkema, and Donna Silgard



The Alberta Distance Learning Centre has an Internet site that you may find useful. The address is as follows: <http://www.adlc.ca>

The use of the Internet is optional. Exploring the electronic information superhighway can be educational and entertaining. However, be aware that these computer networks are not censored. Students may unintentionally or purposely find articles on the Internet that may be offensive or inappropriate. As well, the sources of information are not always cited and the content may not be accurate. Therefore, students may wish to confirm facts with a second source.


Copyright © 2007, by Alberta Distance Learning Centre, 4601-63 Avenue, Barrhead, Alberta, Canada, T7N 1P4. Additional copies may be obtained from the Alberta Distance Learning Centre.

No part of this courseware may be reproduced or transmitted in any form, electronic or mechanical, including photocopying (unless otherwise indicated), recording, or any information storage and retrieval system, without the written permission of Alberta Distance Learning Centre.

Every effort has been made both to provide proper acknowledgement of the original source and to comply with copyright law. If cases are identified where this effort has been unsuccessful, please notify Alberta Distance Learning Centre so that appropriate corrective action can be taken.

**IT IS STRICTLY PROHIBITED TO COPY ANY PART OF THESE MATERIALS UNDER THE TERMS OF A LICENCE FROM A COLLECTIVE OR A LICENSING BODY.**

# Preview/Review Concepts for Grade Six Language Arts



*W3 - Lesson 1:  
Figurative Language 1*

# OBJECTIVES

By the end of this lesson, you should

- recognize figurative language, especially similes and metaphors
- use similes and metaphors in your writing

## GLOSSARY

**figurative language** (also known as figures of speech) - language that describes things in unusual or dramatic ways

**metaphor** - a comparison between two things that are not usually closely related, without using the words *like* or *as*

**simile** - a comparison between two things that are not usually closely related, using the words *like* or *as*

## W3 - Lesson 1: Figurative Language 1

Figurative language, also called **figures of speech**, is language that provides unusual or dramatic description for a reader or listener.

Writing so the reader can *see* your words as pictures requires practice and imagination. *Figurative* language? This lesson will help you **figure it out**.

One of the ways figurative language works is to compare things or ideas that are not normally compared. Two common types of figurative language that compare things are the **simile** and the **metaphor**.



# Simile

A simile is a comparison using the words *like* or *as*. The things compared are usually not closely related.


Examples: His feet were as big as boats. (**feet** compared to **boats**)

The rope was like a slippery eel. (**rope** compared to an **eel**)

It was so hot that she felt like a limp noodle. (**she** compared to a **noodle**)

A. Turn to the story “Sadako” on page 122 in *Cornerstones 6a*.

Read the first three pages of “Sadako”, a story about Sadako Sasaki, a Japanese girl living in Hiroshima when the atom bomb was dropped on the city during World War II. As you read these pages, look for similes the author uses to create visual images.



Find three similes and copy them below. *Read carefully...you don't want to miss them!*


My three similes from “Sadako” (pages 122 to 124):

- 1. \_\_\_\_\_  
\_\_\_\_\_
- 2. \_\_\_\_\_  
\_\_\_\_\_
- 3. \_\_\_\_\_  
\_\_\_\_\_

### Write a Simile Poem

The following is a poem with plenty of similes. However, they are **as dull as dishwater!** ( Hey...that’s an old simile!)

Read the poem to yourself.



#### Who is She?

She seems as tall as a tree.  
 I feel as small as an ant.  
 She seems to be frightening as a lion.  
 I know I’m shaking like a leaf!  
 She seems to roar like a giant.  
 I sound as quiet as a mouse.  
 But I hope she’s really as gentle as a lamb,  
 Because sometimes I behave like a monkey.  
 Who is she?

B. Try substituting your own words and phrases to make the similes in “Who is She?” more interesting. The first two lines are given as examples.

Who is She?

She seems as tall as a towering skyscraper.

I feel as small as a kneeling ant.

She seems to be as frightening as \_\_\_\_\_

\_\_\_\_\_ .

I know I’m shaking like \_\_\_\_\_

\_\_\_\_\_ !

She seems to roar like \_\_\_\_\_

\_\_\_\_\_ .

I sound as quiet as \_\_\_\_\_

\_\_\_\_\_ .

But I hope she's really as gentle as \_\_\_\_\_


\_\_\_\_\_ .

Because sometimes I behave like \_\_\_\_\_

\_\_\_\_\_ .

Who is she?

She's my new **TEACHER!**





## Writing Your Own Simile Poem

Remember, a simile is a comparison of two things that are normally not closely related to each other, using the word *like* or *as*.

### Steps to write a simile poem:

1. Choose a subject. It should be something that you have a strong feeling or knowledge about. You should also choose a subject that allows you to create a variety of images related to the subject.
2. Create your first simile or comparison. Add specific details, and appeal to the senses – touch, taste, smell, sight, hearing. Add action and motion to your images!
3. Continue to create similes as you extend your ideas. How many different images can you imagine?
4. Go back and revise. Replace tired verbs with strong verbs, and tired descriptive words with exciting and detailed words.
5. Read your simile poem aloud so you can hear how it sounds.

**Example:** Smiles (That's the subject!) Now add a bunch of comparisons that are alive and interesting!! Let's keep it simple.

### Smiles

A smile is like...  
a rainbow after a downpour  
a sunset full of vibrant colours.

A smile is like...  
a parent's hug  
hearing your favourite CD  
a finished work of art.

A smile is like...  
your best friend coming to your birthday party  
the last piece of a puzzle  
sleeping in on Saturday morning!



C. Now it is time for you to write your own simile poem.

**Choose a subject.** Below are some suggestions.

- fire
- wind
- water
- rain
- lightning
- thunder
- stars
- snowfall
- love
- war
- trees
- sea
- ocean
- river
- storm
- frown
- pain
- happiness
- sadness
- boats
- motorcycles
- mountains
- your own idea

You may want to follow the pattern of “Smiles” or do your own thing.

Remember, you are making **comparisons**. Brainstorm your ideas and your comparisons. Your poem should include at least three similes. Go for it! Write your final copy below.

---

---

---

---

---

---

---

---

---

---

# Metaphor

A **metaphor** is related to a simile. Like a simile, it compares two things or ideas. However, a metaphor does not use the word *like* or *as*. A metaphor simply says or suggests that something **is** something else.



Examples: Her cheeks are polished apples. (**cheeks** compared to **apples**)


The insects were a humming cloud. (**insects** compared to a **cloud**)

D. Fill in the blanks to complete these metaphors. The first two have been done as examples.

1. My legs were rubber bands as I raced to the finish line.
2. Faced with failure, I felt my heart become a jackhammer.
3. My feet were \_\_\_\_\_ as I approached the dark alley.
4. A caterpillar is \_\_\_\_\_.
5. The sea is \_\_\_\_\_.

6. My fingers became \_\_\_\_\_ as I played the piano in front of the whole school.

7. The cute puppy was \_\_\_\_\_.



E. Underline the metaphors in the following poem.

**Metaphor for a Family**

My family lives inside a medicine chest.

Dad is the super-size bandage, strong and powerful but not always effective in a crisis.

Mom is the middle-size tweezer that picks and pokes and pinches.

David is the single, small aspirin on the third shelf sometimes ignored.

Muffin, the sheep dog, is a round cotton ball, stained and dirty that pops off the shelf and bounces in my way as I open the door.

And I am the wood and glue which hold us all together with my love.

F. Explain any two similes you have underlined in “Metaphor for a Family”.

Example: “Dad is the super-size band-aid” – Dad is the big guy who can fix stuff around the house.

My two metaphor explanations in “Metaphor for a Family” are

1. \_\_\_\_\_

\_\_\_\_\_

2. \_\_\_\_\_

\_\_\_\_\_

### Metaphor for My Family

G. Write a metaphor poem for your own family or group of relatives.

Remember, a metaphor compares two things but does not use *like* or *as*.

Think of members of YOUR family, and do some imaginative brainstorming about their qualities and personalities. **Be descriptive!**


Examples:

**Sister** – *She is a butterfly.* (-flitting about, quick and flashy. She loves colour and has lots of friends, constantly making new ones and visiting them all. She settles down once in a while and is beautiful.)

**Brother** – *He is an old wooden bat.* (-solid, slow-moving, and sure of himself. He has only a few friends, but they are loyal to each other. He is trustworthy and hits home runs with his school work. Don’t mess with my brother.)

**Mom** – *She is a button.* (-smooth edges, holds things together. Mom’s very tiny but important. She doesn’t get much credit, but if she wasn’t there, the family would fall apart.)

**Sample poem:**



**Metaphor for My Family**

My mom is a button.  
She holds the family together  
telling us what to do.  
She fastens us as one  
planning and seeing things through.  
Big brother is an old wooden bat  
solid and strong.  
When he says what he's about to do  
it gets done and it's true.  
Little Sis is a butterfly  
flying through life  
collecting and doing and watching  
never waiting  
to join the fun and enjoy the sun.

Write the final copy of **your** family metaphor poem below. Do not forget to include yourself!

---

---

---

---

---

---

---

---

---

---

## Extending Yourself

### Identifying Similes and Metaphors

Decide whether each sentence contains a simile or a metaphor. Write **S** or **M** in front of the sentence.

- \_\_\_\_\_ 1. The baby was like an octopus, grabbing at all the cans on the grocery store shelf.
- \_\_\_\_\_ 2. As the teacher entered the room, she muttered, "This class is like a three-ring circus."
- \_\_\_\_\_ 3. The giant's steps were thunder as he ran toward Jack.
- \_\_\_\_\_ 4. The pillow was a cloud when I put my head on it.
- \_\_\_\_\_ 5. Those girls are like two peas in a pod.
- \_\_\_\_\_ 6. No one invites Bruno to parties because he's a wet blanket.
- \_\_\_\_\_ 7. The bar of soap was a slippery eel during the dog's bath.
- \_\_\_\_\_ 8. The flashlight was our sun in the tunnel.
- \_\_\_\_\_ 9. The ball was a feather in my hand as I prepared to throw the third strike.
- \_\_\_\_\_ 10. She is as slow as molasses in January.

Be prepared to share your answers in class.



