



## Important Concepts of Grade 5 Mathematics

W1 - Lesson 1 .....	Number Sense Numbers 0 to 100 000
W1 - Lesson 2 .....	Exploring Proper Fractions
W1 - Lesson 3 .....	Exploring Decimals
W1 - Lesson 4 .....	Numbers With Up to 2 Decimal Places
W1 - Lesson 5 .....	Multiplication
W1 - Quiz	
W2 - Lesson 1 .....	Division
W2 - Lesson 2 .....	Collecting Data and Analyzing Patterns
W2 - Lesson 3 .....	Estimating and Taking Measurements
W2 - Lesson 4 .....	Perimeter and Area Measurements
W2 - Lesson 5 .....	Metric Measurements
W2 - Quiz	
W3 - Lesson 1 .....	Volume, Capacity, Mass, and Time
W3 - Lesson 2 .....	2-D Shapes and 3-D Objects
W3 - Lesson 3 .....	Transformations
W3 - Lesson 4 .....	Statistics and Probability
W3 - Lesson 5 .....	Chance and Probability
W3 - Quiz	

## Materials Required

Protractor  
Ruler  
Calculator

A textbook is not  
needed.

This is a stand-alone  
course.

Mathematics Grade 5

Version 5

Preview/Review W1 - Lesson 1

Publisher: Alberta Distance Learning Centre

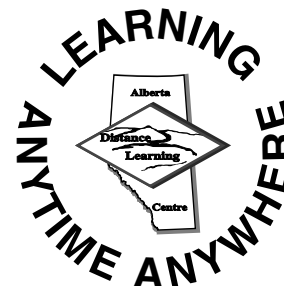
Author: Leslie Friesen

In-House Teacher: Sue Rees

Project Coordinator: Dennis McCarthy

Preview/Review Publishing Coordinating Team: Nina Johnson,

Laura Renkema, and Donna Silgard



Alberta Distance Learning Centre has an Internet site that you may find useful. The address is as follows: <http://www.adlc.ca>

The use of the Internet is optional. Exploring the electronic information superhighway can be educational and entertaining. However, be aware that these computer networks are not censored. Students may unintentionally or purposely find articles on the Internet that may be offensive or inappropriate. As well, the sources of information are not always cited and the content may not be accurate. Therefore, students may wish to confirm facts with a second source.

### ALL RIGHTS RESERVED


Copyright © 2007, by Alberta Distance Learning Centre, 4601-63 Avenue, Barrhead, Alberta, Canada, T7N 1P4. Additional copies may be obtained from Alberta Distance Learning Centre.

No part of this courseware may be reproduced or transmitted in any form, electronic or mechanical, including photocopying (unless otherwise indicated), recording, or any information storage and retrieval system, without the written permission of Alberta Distance Learning Centre.

Every effort has been made both to provide proper acknowledgement of the original source and to comply with copyright law. If cases are identified where this effort has been unsuccessful, please notify Alberta Distance Learning Centre so that appropriate corrective action can be taken.

**IT IS STRICTLY PROHIBITED TO COPY ANY PART OF THESE MATERIALS UNDER THE TERMS OF A LICENCE FROM A COLLECTIVE OR A LICENSING BODY.**

# Preview/Review Concepts for Grade Five Mathematics



*W1 - Lesson 1:  
Number Sense  
Numbers 0 to 100 000*

# OBJECTIVES

By the end of this lesson, you should

- understand that numbers are symbols like pictures and words
- compare numbers as greater than ( $>$ ) and less than ( $<$ )
- round numbers to give approximate amounts

## Glossary of Terms

**Base Ten Blocks:** a combination of cubes and rods in sets of 1, 10, 100, or 1 000 blocks are used to represent numbers.

**Estimation:** a “good guess” is used as a quick way of finding the approximate answer. We can learn methods and tools to give us the “best guess”.

**Expanded Form:** The number is written to show the place value of each digit.


Example:  $5\ 000 + 600 + 20 + 8$  or  
Five thousands, six hundreds, two tens, five ones

**Numeral:** A number in symbol form is a numeral.

Example: 375 628

**Place Value:** Each digit of a number has a place. The place of the number tells the value of the number.


Hundred Thousands	Ten Thousands	Thousands	Hundreds	Tens	Ones
3	7	5	6	2	8



**Rounding:**

in estimation, numbers are changed to give approximate value.

Example: 375 628 can be rounded to 400 000 or 380 000 or 376 000 or 375 600 or 375 630



**Standard Form:**

The common form of a number is the standard form.

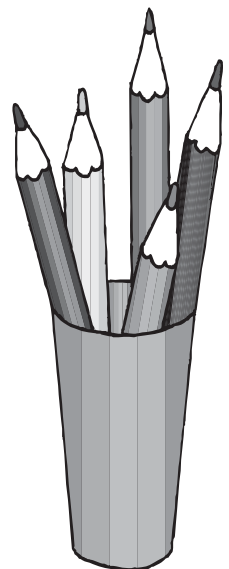


Example: 5 628



**Word Form:**

The number is written in word format.

Example: five thousand six hundred twenty-eight



# W1 - Lesson 1: Number Sense Numbers 0 to 100 000

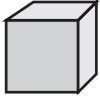



## Concepts:

- Representing Numbers with Pictures
- Writing Numbers in Word Form
- Writing Numerals from Word Form
- Comparing Numbers: Greater Than (>) and Less Than (<)
- Rounding Numbers to the Nearest ...

## Representing Numbers with Pictures

### Why Do We “Picture” a Number?

We write numbers in picture format to help us add, subtract, multiply, divide, or estimate.






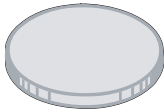
Thousands	Hundreds	Tens	Ones
			
1	1	1	1


Write the following number in standard form.


\_\_\_\_\_


\_\_\_\_\_

Money is another way of picturing large numbers. Use the following symbols to answer the questions below.

Hundred Thousands	Ten Thousands	Thousands	Hundreds	Tens	Ones
					
100 000	10 000	1 000	100	10	1









\_\_\_\_\_



\_\_\_\_\_



## Writing Numbers in Word Form

Hundred Thousands	Ten Thousands	Thousands	Hundreds	Tens	Ones
					
500 000	30 000	9 000	200	10	8
5	3	9	2	1	8
Thousands			Ones		

1. Arrange the numbers in Thousands and Ones, starting with the number on the farthest to the left. (539 thousands and 218 ones)  
Each group may not have more than three digits.
2. Write the number in groups. (Five hundred thirty-nine thousand is the first group. Two hundred eighteen is the second group.)

This is how to change a number 539 218 from **standard form** to **word form**.

Try some of the following:

a. 687 251 \_\_\_\_\_

\_\_\_\_\_

b. 25 329 \_\_\_\_\_

\_\_\_\_\_

c. 736 812 \_\_\_\_\_

\_\_\_\_\_

## Writing Numerals From Word Form

Again, you must group your numbers into thousands and ones. As you read the words, write the **numeral form** of the word in thousands, then in hundreds.

Six hundred and fifty-eight thousand, four hundred and seventy

**Think:** Six hundred and fifty-eight thousand—stop and write the first part: 658.

Now read the last part, four hundred and seventy.

You had 658; now complete the question with the 470.

Your answer is 658 470.

Notice that “zero” is not mentioned, yet the number 70 has a zero.

Write the numerical form for the following:

- a. Two hundred sixty-eight thousand, four hundred twelve


---

- b. Five hundred two thousand, one hundred seventy-one

---

- c. Ninety-six thousand, three hundred fifteen

---



## Comparing Numbers: Greater Than (>) and Less Than (<)

Which number is smaller? Which number is larger?

Circle the larger number in each box.

Four hundred seventy-seven thousand, nine hundred sixty-five

477 955

22 599

Two hundred twenty-two thousand, five hundred ninety-nine

Fifty thousand, eight hundred ten

Fifty thousand, eight hundred one

4 hundred thousands  
+ 4 ten thousands + 6 thousands  
+ 9 hundreds + 4 tens + 7 ones

400 000 + 40 000 + 8 000  
+ 400 + 90 + 7

Use the *greater than* (>) and *less than* (<) signs to complete the following.

a. 346 927 \_\_\_\_\_ 364 927

b. 98 654 \_\_\_\_\_ 123 456

c. 687 125 \_\_\_\_\_ 687 152

d. 957 578 \_\_\_\_\_ 957 577

Put the following numbers in order from smallest to largest.

a. 654 324 \_\_\_\_\_

b. 234 486 \_\_\_\_\_

c. 655 324 \_\_\_\_\_

d. 234 468 \_\_\_\_\_

e. 78 687 \_\_\_\_\_

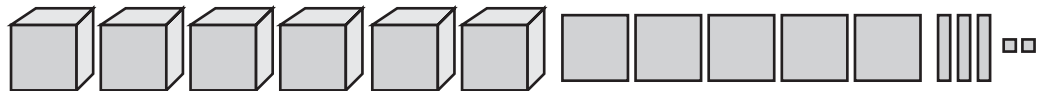
Each of the following shows two numbers, which is smaller: A or B? **Circle** your answer.

1.

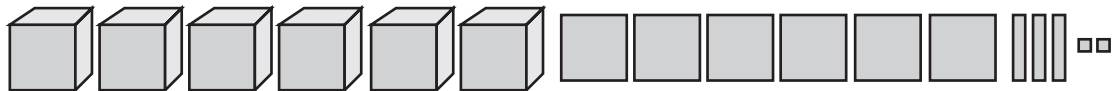
	Hundred Thousands	Ten Thousands	Thousands	Hundreds	Tens	Ones
A						

	Hundred Thousands	Ten Thousands	Thousands	Hundreds	Tens	Ones
B	5	6	9	7	4	2

2. A



B



## Rounding Numbers to the Nearest . . .

We **round numbers** to give approximate or estimated amounts. Rounding numbers requires two basic steps:

1. Choose the **place value** to which the number must be rounded.  
Example: 547 rounded to the nearest ten = 550 or rounded to the nearest hundred = 500.
2. Use the “Five Up—Four Down” rule. If the number to be rounded is five or greater, you round up; if the number to be rounded is four or less, you round down.

**893 387**

Rounded to the nearest ten **893 387**

(Does the 87 turn to 80 or 90?) 893 3 \_\_\_\_\_

Round to the nearest hundred **893 387**

(Does the 387 turn to 300 or 400?) 893 \_\_\_\_\_

Round to the nearest thousand **893 387**

(Does the 3 387 turn to 3 000 or 4,000?) 89 \_\_\_\_ \_\_\_\_\_

Round to the nearest ten thousand **893 387**

(Does the 93 387 turn to 90 000 or 100 000?) 8 \_\_\_\_ \_\_\_\_\_

Round to the nearest hundred thousand **893 387**

(Does the 893 387 turn to 800 000 or 900 000?) \_\_\_\_\_ \_\_\_\_\_

Circle the letter that best fits the number at the top of each box.

1. **955 358**  
Rounded to the nearest ten thousand

a. 955 000

b. 965 000

c. 960 000

d. 940 000

2. **257 215**  
Rounded to the nearest hundred

a. 257 300

b. 257 000

c. 257 220

d. 257 200

3. **654 522**  
Rounded to the nearest thousand

a. 655 000

b. 654 000

c. 650 000

d. 654 500

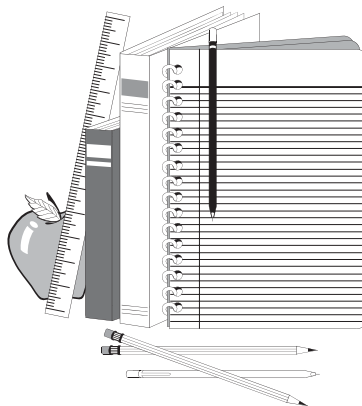
4. **912 422**  
Rounded to the nearest thousand

a. 912 400

b. 912 000

c. 913 000

d. 910 000



5. Round the following numbers to the nearest hundred thousand.

a. 344 316 \_\_\_\_\_

b. 654 346 \_\_\_\_\_

c. 165 854 \_\_\_\_\_

d. 352 324 \_\_\_\_\_

e. 325 345 \_\_\_\_\_

f. 243 355 \_\_\_\_\_



6. Mark read that the Yukon Quest International Dog Sled Race is 1 646 kilometres. Mark was surprised at the length of the race and wanted to tell his friend Chris. Mark knew that he would not be able to remember 1 646 km, so he rounded the distance to the **nearest hundred**.

What number did Mark remember? Write your answer in a sentence.

\_\_\_\_\_

\_\_\_\_\_

\_\_\_\_\_

\_\_\_\_\_

